


# Wyniki egzaminów teoretycznych kat. B Word-ów w latach 2013 - 2023

/ uporządkowanie wg. pierwsze podejście [IP] 2018 /


egzamin Teoria kat. B	2013				2014				2015				2016			
	L	%	L	%	L	%	L	%	L	%	L	%	L	%	L	%
WORD	Global		I podejście		Global		I podejście		Global		I podejście		Global		I podejście	
LUBLIN	24588	35,56%	9329	52,17%	25967	42,25%	10880	50,52%	28517	47,62%	12500	56,70%	23283	56,40%	11682	66,79%
ŁÓDŹ	20649	46,90%	7167	60,29%	20994	44,59%	7905	53,58%	23007	46,69%	9754	59,39%	18848	57,29%	9072	67,03%
RZESZÓW	29585	40,58%	11017	49,54%	32102	39,58%	12254	47,44%	35570	55,95%	15184	53,46%	26780	55,25%	13382	68,62%
BIAŁYSTOK	14386	48,90%	5753	60,40%	14601	43,87%	5782	51,58%	16887	42,47%	7085	55,96%	12928	56,67%	6542	65,70%
OSTROŁĘKA	15225	44,50%	6416	53,41%	15275	40,29%	6225	48,55%	16533	45,77%	7119	55,68%	11305	56,91%	5996	67,58%
KROSNO	11812	54,93%	5868	64,59%	17396	41,74%	6994	50,10%	18279	46,41%	8072	56,72%	13782	56,29%	7293	68,23%
POZNAŃ	43239	38,20%	12822	55,62%	38536	39,20%	14866	49,04%	44099	43,93%	16942	55,99%	32951	52,71%	15177	65,39%
KATOWICE	104528	37,56%	32105	48,82%	90466	37,77%	31004	46,84%	89559	42,94%	35246	53,37%	67388	55,25%	32607	66,92%
BYDGOSZCZ	22934	41,17%	7936	55,62%	20289	40,09%	7547	48,66%	27315	45,34%	11192	55,68%	21802	55,14%	10244	67,72%
WŁOCŁAWEK	10685	38,99%	3720	49,38%	11112	38,53%	3983	46,33%	11614	45,08%	4800	54,57%	9012	58,87%	4384	64,42%
ZAMOŚĆ	9826	46,90%	383	56,71%	12282	40,07%	4421	47,42%	11108	45,73%	4894	54,33%	8622	54,49%	4083	64,44%
TARNOBRZEG	21012	44,13%	8015	57,18%	23307	38,63%	8401	46,60%	23501	45,22%	9955	54,80%	18321	53,53%	8926	65,25%
CZĘSTOCHOWA	21204	39,24%	7028	50,01%	20638	37,95%	7799	45,38%	22176	41,08%	8444	50,70%	16492	51,06%	7500	64,45%
SUWAŁKI	9383	49,50%	4515	57,20%	11401	42,73%	4681	49,21%	12745	46,51%	5622	55,08%	9588	54,38%	4824	64,32%
SZCZECIN	26961	41,80%	8132	52,42%	24709	38,98%	7929	46,69%	26893	42,80%	10724	50,84%	20378	54,44%	9401	65,23%
BIELSKO BIAŁA	27252	40,27%	9619	52,44%	22952	42,62%	9007	52,06%	20242	49,22%	9266	58,33%	15216	58,59%	8070	67,58%
PIOTRKÓW Tryb	14855	48,20%	6370	60,40%	17807	40,87%	6990	48,69%	18838	45,37%	8047	54,51%	14197	52,88%	6867	64,64%
ELBLĄG	11664	42,56%	4551	52,43%	12916	37,67%	4723	45,92%	14220	56,22%	5862	46,87%	10914	53,01%	5022	65,01%
KRAKÓW	44926	41,75%	16316	53,11%	45376	40,32%	18106	48,61%	60005	43,27%	25296	53,45%	45544	53,43%	22487	65,38%
Biała Podlaska	8884	41,84%	3329	50,40%	11939	41,08%	4933	49,18%	13850	43,85%	5827	53,56%	10637	53,14%	4959	64,53%
GDAŃSK	41478	42,93%	13994	56,46%	39436	41,04%	13654	49,99%	44869	45,97%	18064	55,11%	35359	55,59%	17125	65,53%
KIELCE	25149	37,63%	16291	81,91%	27797	36,54%	9496	43,70%	34542	40,38%	12920	49,51%	25806	50,59%	11381	63,26%
KALISZ	15391	50,20%	6748	61,19%	18034	40,92%	6890	49,42%	20173	44,73%	8335	54,81%	15581	51,74%	7357	63,94%
WROCŁAW	28168	42,25%	9594	54,30%	26227	42,48%	9236	50,87%	27966	46,82%	11579	54,54%	23173	54,31%	10611	64,90%
PRZEMYŚL	7749	44,99%	3096	54,65%	8836	39,98%	3328	46,80%	10963	41,15%	4360	50,77%	8052	51,45%	3703	64,30%
TARNÓW	18358	37,72%	6275	49,59%	17043	37,50%	6088	46,46%	19051	40,91%	7146	52,38%	14296	50,98%	6569	65,49%
WARSZAWA	65809	40,50%	22026	49,30%	58492	39,85%	21037	47,06%	61667	34,14%	29321	52,23%	52003	53,45%	26928	63,09%
OLSZTYN	19424	45,11%	8024	53,71%	20610	39,88%	7843	47,72%	21677	43,41%	8720	53,57%	16959	52,01%	8034	63,23%
PIŁA	23514	37,40%	7585	49,70%	24494	34,40%	8448	42,50%	25532	40,86%	9670	51,09%	18503	50,76%	8302	64,97%
ŁOMŻA	15199	52,90%	7378	59,90%	18367	40,60%	7413	46,58%	22477	42,00%	9410	52,33%	17508	50,38%	8387	62,95%
KONIN	17234	44,90%	6932	56,48%	21698	35,18%	7320	44,36%	20727	38,91%	7500	50,25%	14252	49,04%	6318	62,55%
GORZÓW Wlkp.	18459	36,45%	6421	50,46%	17546	34,97%	5744	42,68%	19030	40,61%	7220	49,73%	14773	48,67%	6443	60,97%
OPOLE	30572	29,76%	8028	46,36%	26110	36,77%	8992	46,57%	28119	41,93%	11365	51,27%	22222	50,70%	9932	64,27%
Zielona G.	20099	40,86%	7178	52,66%	21053	36,66%	7249	43,68%	24955	38,54%	8426	47,97%	17445	49,63%	7632	62,25%
SIEDLCE	23158	35,32%	7452	46,66%	19781	37,67%	7059	47,05%	23069	41,84%	9187	52,56%	17654	48,78%	7593	61,98%
TORUŃ	30542	39,53%	10530	50,97%	28586	40,09%	10705	46,69%	32687	43,24%	13141	51,49%	25933	52,09%	12113	62,45%

NOWY SĄCZ	31066	36,24%	10874	47,44%	32975	34,34%	10232	42,22%	37263	37,91%	14366	48,32%	27885	47,44%	12113	62,98%
SŁUPSK	12939	38,00%	4232	51,89%	13096	35,57%	4832	41,67%	14144	39,73%	5315	48,37%	10477	47,43%	4282	59,62%
PŁOCK	13303	38,83%	4552	48,55%	15077	36,12%	5047	43,82%	16425	40,40%	6335	50,57%	14031	49,04%	6236	62,41%
CHEŁM	9448	37,29%	2907	45,99%	9177	37,28%	3147	45,12%	9544	42,03%	3658	50,66%	6966	51,98%	3171	62,79%
SIERADZ	19512	42,29%	7284	56,81%	21419	38,85%	7974	47,29%	22451	43,28%	9177	54,16%	17389	49,69%	7878	62,57%
CIECHANÓW	11293	41,68%	4096	49,90%	12486	34,79%	4392	42,22%	16822	37,24%	6149	46,57%	12324	47,04%	5148	61,32%
JELENIA G.	9989	48,35%	4024	58,87%	13071	40,28%	4964	45,81%	23334	42,26%	9485	49,70%	17220	52,06%	8096	62,38%
LEGNICA	19045	38,37%	6485	47,06%	19123	34,91%	6316	41,50%	17713	38,73%	6176	47,19%	12730	47,99%	5415	60,41%
LESZNO	15155	39,37%	5025	53,35%	17354	33,69%	5477	43,98%	19432	37,10%	6941	49,12%	14913	43,34%	6033	58,28%
KOSZALIN	13432	39,95%	4653	48,87%	13816	33,35%	4284	38,93%	15243	39,06%	5319	47,31%	11260	49,64%	4764	61,10%
WAŁBRZYCH	17911	45,11%	5879	57,77%	18292	37,10%	6524	44,34%	21598	40,79%	8466	49,58%	16715	47,10%	7247	57,80%
RADOM	28671	36,46%	9383	45,65%	29030	34,42%	9059	43,71%	30561	37,25%	10289	46,61%	21202	46,90%	8695	60,48%
SKIERNIEWICE	15793	40,70%	5546	54,90%	16348	38,67%	5774	47,54%	18229	40,47%	6768	49,75%	13591	47,01%	5938	58,86%



egzamin Teoria	2017				2018				2019				2020			
	kat. B		L	%	L	%	L	%	L	%	L	%	L	%		
WORD	Global		I podejście		Global		I podejście		Global		I podejście		Global		I podejście	
LUBLIN	20553	56,98%	10726	66,49%	19776	59,95%	10570	68,68%	17628	59,30%	9684	68,21%	15118	63,84%	8953	71,55%
ŁÓDŹ	16462	57,27%	8049	65,11%	16932	58,81%	8623	68,21%	14328	58,50%	7419	68,37%	12593	63,10%	7110	71,13%
RZESZÓW	23768	56,80%	12337	67,12%	23661	58,05%	12887	67,91%	20117	58,46%	11011	68,02%	16431	62,06%	9716	72,06%
BIAŁYSTOK	12731	55,42%	6382	64,15%	12394	58,68%	6566	67,67%	11404	57,16%	5667	66,88%	10573	60,48%	5148	69,93%
OSTROŁĘKA	10532	59,68%	7074	68,29%	10383	58,01%	5722	67,60%	9492	57,43%	5158	66,13%	8263	60,42%	4537	69,61%
KROSNO	12483	56,72%	6817	67,65%	12776	57,90%	7052	67,41%	10678	57,89%	5879	68,07%	9225	62,42%	5435	70,25%
POZNAŃ	29577	52,89%	14206	64,23%	29245	55,77%	14980	66,98%	25648	57,48%	13280	68,46%	22138	60,98%	11633	70,45%
KATOWICE	61111	43,68%	31034	65,45%	61561	57,46%	32383	66,92%	55128	42,33%	29394	66,60%	44765	60,47%	4657	67,32%
BYDGOSZCZ	18969	57,21%	9744	66,03%	19607	57,90%	10322	66,70%	17416	58,84%	9365	67,38%	613	61,16%	8149	68,17%
WŁOCŁAWEK	8821	52,47%	4152	62,69%	8020	55,84%	4127	66,63%	7108	54,94%	3614	65,77%	6346	56,67%	3336	68,50%
ZAMOŚĆ	8896	54,64%	4572	63,38%	9640	57,07%	5085	66,61%	9278	55,05%	4771	65,06%	8009	56,36%	4231	66,15%
TARNOBRZEG	15479	54,99%	7879	64,88%	14910	56,53%	7801	66,56%	12948	64,80%	6749	66,40%	10728	58,38%	5798	68,14%
CZĘSTOCHOWA	15068	52,32%	7210	63,51%	14604	54,94%	7397	66,30%	12806	55,58%	6478	64,88%	10975	58,52%	5994	68,18%
SUWAŁKI	8642	56,10%	4447	65,28%	8258	57,60%	4369	65,90%	7302	58,16%	3952	66,83%	6660	60,72%	3807	69,14%
SZCZECIN	17974	56,06%	8656	64,61%	19560	57,51%	10038	65,68%	18414	43,75%	9241	64,43%	13349	60,96%	7517	68,05%
BIELSKO BIAŁA	13570	56,48%	6900	64,71%	13723	57,90%	7225	65,62%	12098	58,39%	6445	67,08%	10597	63,57%	6289	71,41%


PIOTRKÓW Tryb	13266	52,89%	6487	63,06%	12695	54,78%	6333	65,61%	11028	54,76%	5609	65,32%	9421	57,69%	5045	67,10%
ELBLĄG	10065	53,34%	4794	64,52%	9506	55,83%	4851	65,57%	8435	53,01%	4135	63,36%	6442	58,30%	3460	66,39%
KRAKÓW	41257	54,37%	21256	64,51%	41552	54,99%	21654	65,42%	35589	44,17%	18933	66,36%	26814	60,38%	15943	69,89%
Biała Podlaska	9769	52,48%	4886	62,51%	9696	54,61%	4967	65,41%	8266	56,61%	4366	66,63%	6884	58,21%	3986	58,78%
GDAŃSK	33101	53,77%	15909	63,35%	32770	56,22%	16752	65,37%	29166	56,19%	14945	65,69%	25532	59,09%	14116	67,80%
KIELCE	22485	52,70%	10722	62,59%	21283	55,11%	10743	65,31%	18527	56,44%	9609	66,08%	14677	59,54%	8207	67,95%
KALISZ	14392	52,10%	6915	61,92%	13565	54,19%	6811	65,10%	11217	53,52%	5608	64,19%	9612	57,03%	5074	67,78%
WROCLAW	21129	56,98%	10138	62,51%	20612	56,73%	10330	65,05%	17664	56,54%	8924	65,55%	17824	58,96%	9490	68,49%
PRZEMYŚL	6718	51,88%	3218	62,52%	6245	53,71%	3107	65,05%	5355	53,09%	2635	64,09%	4567	57,52%	2441	67,80%
TARNÓW	12427	50,52%	5700	63,72%	12478	52,52%	6066	64,61%	11092	47,99%	5372	64,46%	9233	59,23%	5011	69,49%
WARSZAWA	49991	53,67%	23528	63,07%	48722	55,28%	24953	64,56%	41419	56,76%	22007	65,84%	38771	60,75%	21887	69,96%
OLSZTYN	15995	51,75%	7617	61,49%	15284	54,08%	7689	64,40%	13552	55,33%	7041	64,64%	11212	59,05%	6254	67,54%
PIŁA	15123	51,44%	7059	62,67%	14349	52,40%	6900	64,09%	12345	52,47%	5925	64,32%	9936	58,17%	5407	68,49%
ŁOMŻA	16258	50,13%	7900	61,18%	17438	52,98%	8932	63,84%	17058	51,50%	8551	63,49%	14024	55,51%	623	66,36%
KONIN	12588	49,15%	5778	61,96%	12252	51,65%	5842	63,47%	10708	51,97%	5127	64,35%	8718	55,01%	4461	67,07%
GORZÓW Wilkp.	14502	48,82%	5154	61,31%	13208	49,06%	4787	63,46%	10751	49,10%	3867	63,56%	8415	53,92%	3868	63,55%
OPOLE	19055	51,72%	9016	62,63%	19876	52,95%	10079	63,14%	17820	52,33%	8968	61,10%	13545	57,11%	7539	66,99%
Zielona G.	16779	48,13%	7231	59,92%	15840	51,08%	7273	63,06%	14594	49,66%	6558	61,42%	11250	54,00%	5558	64,48%
SIEDLCE	16209	50,06%	7376	61,32%	15710	52,78%	7549	63,04%	13585	53,16%	6642	64,08%	11790	57,74%	6290	67,27%
TORUŃ	24147	52,67%	11505	61,86%	23587	53,91%	11736	62,89%	21354	54,91%	10920	63,97%	16597	58,25%	9049	66,88%
NOWY SĄCZ	25004	47,68%	11376	59,94%	24872	49,77%	11845	62,67%	22405	49,05%	10566	60,97%	18665	53,96%	9823	65,42%
SŁUPSK	10092	50,86%	4623	61,95%	9805	51,43%	4628	62,38%	8688	51,16%	4080	61,91%	6934	52,58%	3468	64,16%
PŁOCK	13083	52,43%	6557	61,58%	13276	52,73%	6597	62,13%	11645	53,25%	5871	63,50%	10166	55,61%	5373	65,36%
CHEŁM	6458	52,07%	3030	60,17%	6360	53,65%	3142	61,94%	5781	53,21%	2778	62,13%	4876	53,16%	2375	64,17%
SIERADZ	16340	49,38%	4365	60,77%	16269	48,85%	7472	61,86%	13567	50,46%	6446	62,88%	11355	54,39%	5598	65,18%
CIECHANÓW	11047	48,43%	4894	60,03%	10715	50,40%	5017	61,17%	9377	50,15%	4448	60,70%	7788	53,35%	3872	64,08%
JELENIA G.	16426	52,74%	7771	60,12%	18979	52,59%	9534	60,92%	20090	52,09%	10010	61,50%	16057	54,57%	8472	63,95%
LEGNICA	10287	49,19%	4571	60,77%	10594	50,57%	4903	60,92%	9386	49,48%	4214	61,30%	8448	56,77%	4521	65,72%
LESZNO	13921	43,18%	5646	57,99%	14317	45,74%	6161	60,83%	12346	48,40%	5662	63,46%	10663	52,83%	5394	66,24%
KOSZALIN	12386	49,94%	5680	58,47%	13731	49,89%	6375	59,51%	12003	51,01%	5653	59,42%	8842	54,90%	4677	63,40%
WAŁBRZYCH	14976	48,54%	6844	57,58%	14341	49,77%	6673	59,27%	12114	49,81%	5586	61,19%	10115	54,56%	5227	63,90%
RADOM	20409	46,70%	8757	57,10%	21082	48,47%	9462	59,14%	17947	49,58%	8217	61,59%	14162	52,58%	7048	63,29%
SKIERNIEWICE	11190	48,19%	4992	59,40%	11846	48,39%	5413	58,14%	10245	49,77%	4901	60,64%	8999	51,66%	4466	62,83%



/ uporządkowanie wg. pierwsze podejście [IP] 2023 /

egzamin Teoria kat. B	2021				2022				2023				2024			
	L	%	L	%	L	%	L	%	L	%	L	%	L	%		
WORD	Global		I podejście		Global		I podejście		Global		I podejście		Global		I podejście	
LUBLIN	19402	58,85%	10522	68,33%	18918	53,86%	9542	64,23%	17852	56,90%	9502	67,14%				
BIELSKO BIAŁA	12384	59,43%	6827	69,23%	12341	54,02%	6271	63,13%	12783	56,12%	6722	67,08%				
OSTROŁĘKA	8405	58,82%	4681	67,25%	8958	52,82%	4508	62,87%	8529	56,50%	4586	66,57%				
KROSNO	10598	57,64%	5797	67,64%	10355	54,31%	5371	64,57%	9863	55,79%	5289	66,42%				
RZESZÓW	19206	58,30%	10443	68,74%	19093	53,68%	9733	63,82%	18797	55,38%	9784	66,04%				
KIELCE	18322	56,72%	6352	67,83%	17445	51,28%	8373	61,09%	17604	55,23%	8922	65,97%				
TARNOBRZEG	11859	56,15%	6194	68,24%	11644	50,03%	5481	61,32%	10840	54,82%	5543	65,69%				
ŁÓDŹ	14471	60,28%	7888	68,48%	14603	53,92%	7304	63,10%	14636	56,09%	7596	65,26%				
POZNAŃ	23915	58,37%	13014	68,73%	24932	51,49%	12215	62,78%	26277	53,71%	13442	65,19%				
Biała Podlaska	7940	54,71%	4046	65,15%	7465	50,37%	3510	60,91%	7453	53,20%	3677	64,94%				
BIAŁYSTOK	11629	57,98%	6175	67,71%	11535	51,88%	5468	61,43%	11520	55,02%	5827	64,85%				
PIOTRKÓW Tryb	10249	55,19%	5252	65,78%	10564	49,60%	4885	61,60%	10437	52,18%	5065	64,58%				
KATOWICE	54455	56,58%	29031	66,40%	54781	51,27%	26773	61,69%	52233	53,72%	26352	64,43%				
SIERADZ	11558	53,47%	5779	65,65%	11862	47,91%	5328	61,20%	11545	50,73%	5499	64,34%				
KALISZ	10631	54,31%	5396	67,29%	10996	48,08%	4993	60,41%	11340	51,06%	5431	64,32%				
BYDGOSZCZ	16465	58,11%	8806	66,86%	16228	51,93%	7800	62,33%	15559	53,72%	7612	64,29%				
KRAKÓW	37018	57,70%	20224	68,62%	34844	50,99%	17315	61,80%	33892	53,63%	17471	64,24%				
ZAMOŚĆ	8871	54,13%	4463	65,52%	8772	49,78%	4206	61,01%	8311	52,64%	4105	64,14%				
PIŁA	11526	54,91%	5971	66,97%	11403	47,62%	5120	60,90%	10734	50,01%	5097	63,94%				
WARSZAWA	46396	58,16%	25405	67,92%	46419	51,67%	23001	61,75%	47669	53,79%	25024	63,91%				
SIEDLCE	13347	54,78%	6738	65,30%	15336	47,91%	6410	59,80%	13918	51,49%	6699	63,70%				
GDAŃSK	33229	56,25%	17500	65,81%	33506	50,35%	15967	60,81%	34199	53,17%	17114	63,68%				
KONIN	9941	51,14%	4743	64,26%	10274	46,16%	4505	59,69%	9801	50,09%	4583	63,56%				
CZĘSTOCHOWA	12648	56,88%	6618	67,01%	12449	50,82%	5922	61,77%	13213	53,79%	6802	63,55%				
OLSZTYN	21325	56,01%	11012	66,01%	21480	50,62%	10240	61,06%	22473	52,18%	10999	63,53%				
TARNÓW	9916	56,69%	5234	66,76%	10496	49,87%	4914	61,05%	10098	52,86%	5066	63,26%				
PRZEMYŚL	5721	53,87%	2860	65,59%	5807	48,08%	2618	59,97%	5562	51,65%	2652	63,20%				
OPOLE	15230	54,17%	8055	64,63%	15115	48,97%	7337	60,90%	14914	51,92%	7516	63,12%				
SUWAŁKI	7186	57,28%	3838	66,13%	7549	51,09%	3615	59,94%	7365	52,67%	3609	62,57%				
ELBLĄG	7442	55,40%	3817	64,45%	7176	50,15%	3332	59,57%	6668	53,06%	3198	62,20%				
ŁOMŻA	16966	52,36%	8670	64,69%	20121	44,05%	8748	57,84%	20863	48,05%	9748	62,20%				
WROCŁAW	13531	55,75%	7007	66,01%	13858	46,49%	6033	59,59%	13638	49,48%	6354	61,47%				
LEGNICA	9907	53,28%	5179	64,59%	10518	46,81%	4773	57,13%	10613	50,42%	5117	61,34%				
WŁOCŁAWEK	6960	55,16%	3612	66,94%	7240	47,75%	3274	59,62%	7013	48,71%	3212	61,21%				
SŁUPSK	8223	49,78%	3806	63,11%	8936	42,79%	3516	57,51%	7931	46,56%	3074	61,16%				
TORUŃ	19336	45,79%	9791	63,77%	18923	49,59%	8893	59,70%	18265	51,42%	8766	61,09%				

SZCZECIN	17101	56,65%	8831	64,78%	17077	48,30%	7804	59,11%	17283	51,48%	8242	60,94%				
PŁOCK	11370	51,93%	5589	63,27%	11344	46,30%	5101	57,15%	11301	48,29%	5290	60,72%				
LESZNO	11999	50,50%	5827	65,49%	13909	43,47%	5764	58,85%	14293	45,19%	6282	60,68%				
NOWY SĄCZ	12673	52,79%	6322	65,11%	22682	44,57%	9644	56,50%	22636	46,28%	9935	60,44%				
RADOM	17737	49,79%	8199	62,37%	17266	45,09%	7324	57,44%	16470	48,50%	7403	60,41%				
CHEŁM	5723	50,24%	2653	60,31%	5581	48,15%	2481	57,88%	5421	48,46%	2431	60,30%				
JELEŃ G.	17700	50,13%	8728	60,47%	17800	46,31%	8105	56,73%	16985	47,83%	8011	59,16%				
Zielona G.	11853	50,68%	5511	62,58%	12953	44,96%	5434	57,40%	12593	46,72%	5496	59,12%				
WAŁBRZYCH	11652	49,30%	5454	61,02%	12129	44,15%	5141	55,96%	11985	47,15%	5384	58,93%				
CIECHANÓW	8561	48,09%	3889	60,79%	8636	43,05%	3522	56,27%	8035	46,14%	3466	58,40%				
SKIERNIEWICE	9749	50,48%	4716	62,02%	11493	43,65%	4793	55,52%	11514	45,87%	5063	58,36%				
KOSZALIN	10829	49,61%	5260	59,92%	10830	43,94%	4616	54,46%	10568	46,00%	4571	57,95%				
GORZÓW Wlkp.	9535	49,89%	4495	61,05%	10182	42,16%	4084	55,51%	10163	45,04%	4360	57,11%				



## Zobrazowania graficzne średniej zdawalności państwowych egzaminów teoretycznych kat. B prawa jazdy

W 2022 roku **10,46%** = 78 832 / 753 824 części teoretycznej egzaminu państwowego kat. B pr jazdy przeprowadzono w **trybie eksternistycznym** (art.23a uokp)

Jednak zdawalność egzaminów tzw. eksternistów jest znacząco mniejsza, bo o **20%** = 60% - 40%.

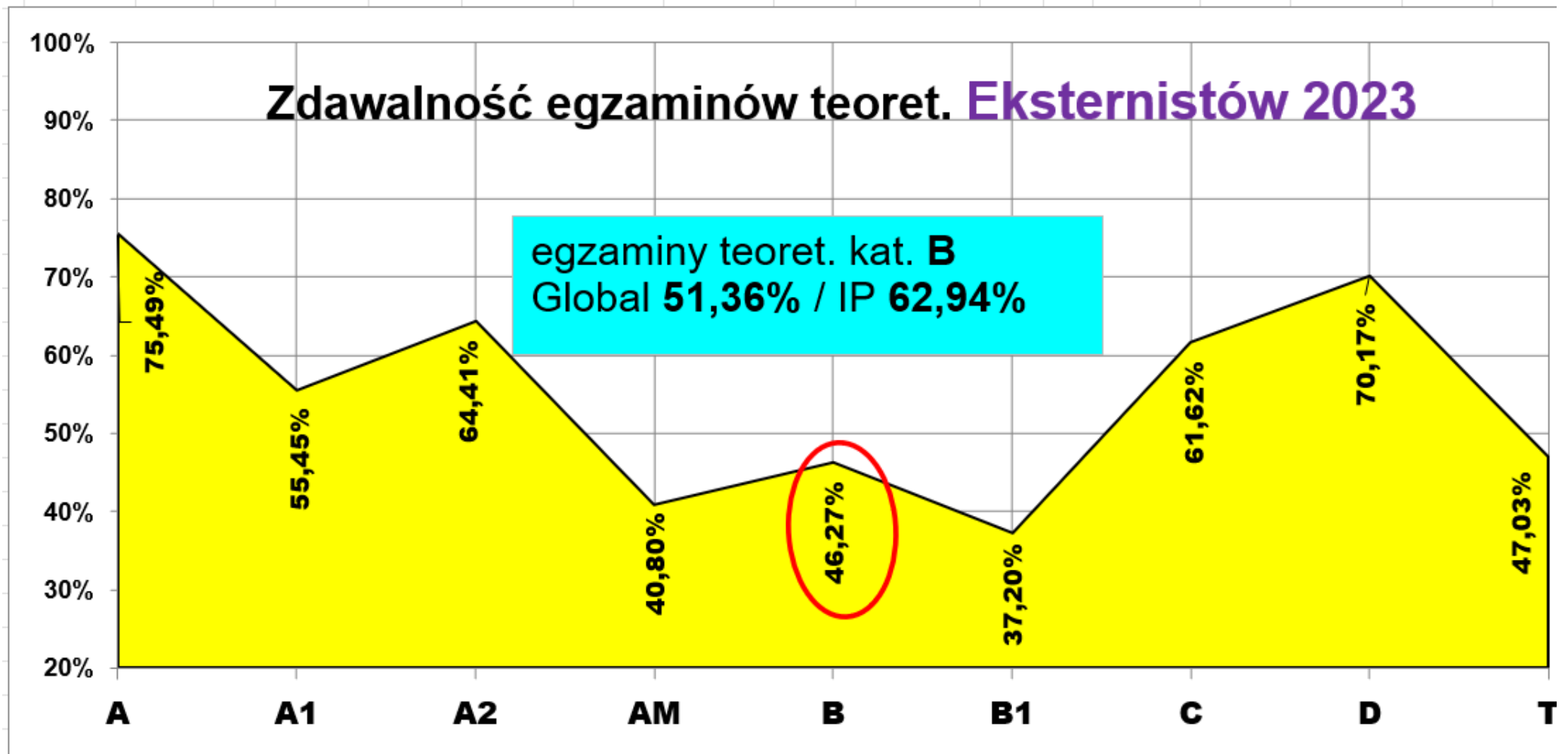
"Art.23a. Osoba ubiegająca się o uzyskanie uprawnienia do kierowania motorowerem, pojazdem silnikowym lub uprawnienia do kierowania tramwajem, **która uzyskała pozytywny wynik z części teoretycznej egzaminu państwowego jest zwolniona z odbywania zajęć**, o których mowa odpowiednio w art. 23 ust. 2 pkt 1 lub ust. 5 pkt 1, oraz odpowiednio z części teoretycznej egzaminu wewnętrznego, o którym mowa w art. 23 ust. 4, lub części teoretycznej ćwiczeń sprawdzających, o których mowa w art. 23 ust. 5 pkt 3"

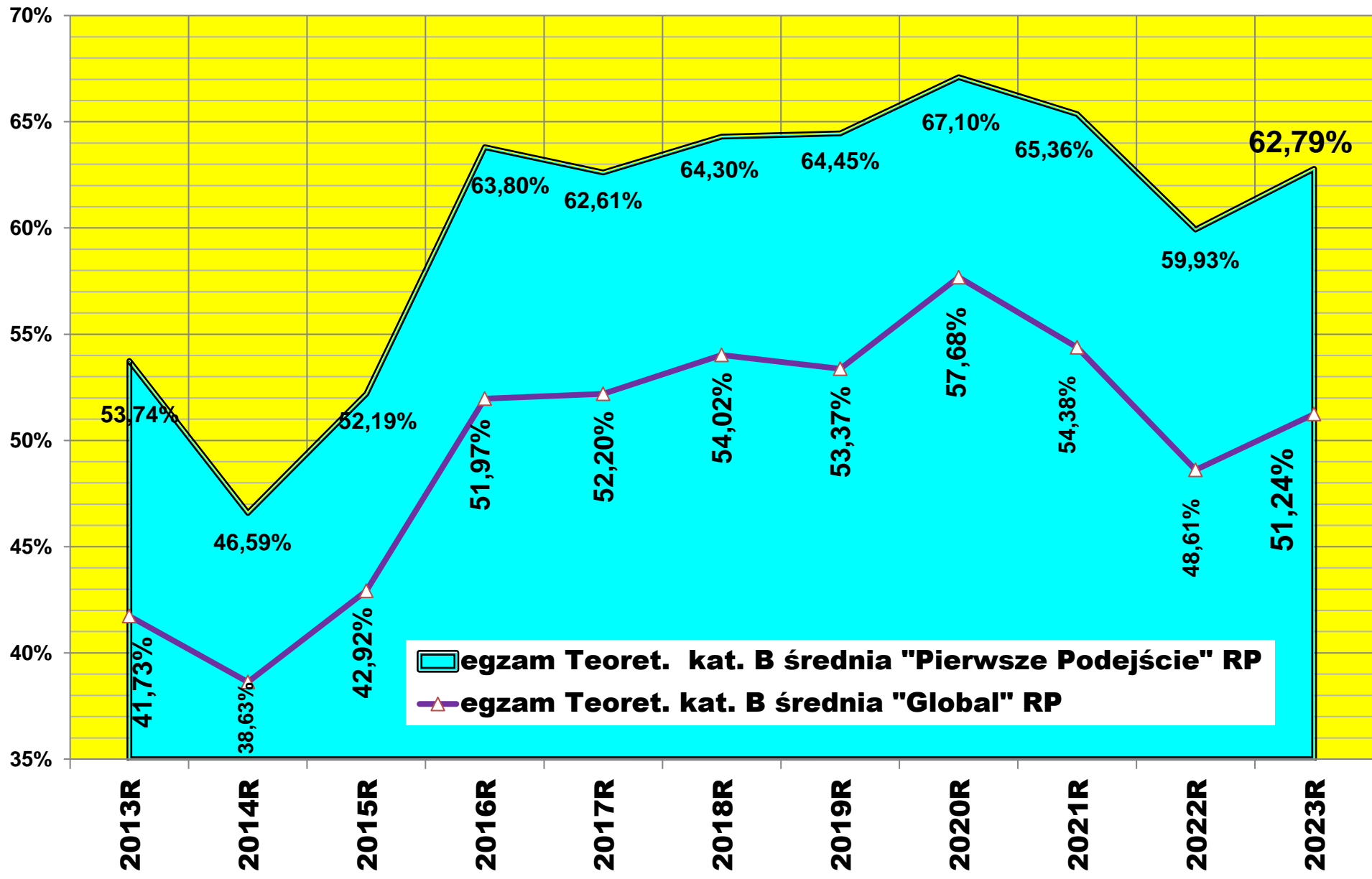




W 2023 roku **11,85%** = 88 151 / 743 655 części teoretycznej egzaminu państwowego kat. B pr jazdy przeprowadzono w **trybie eksternistycznym** (art.23a uokp)

Jednak zdawalność egzaminów tzw. Eksternistów nadal jest znacząco mniejsza, bo o **17%** = 63% - 46% w porównaniu do wyników egzaminów za pierwszym podejściem po szkoleniu teoretycznym w OSK!.







# Dziesięć WORD-ów z górnej i dolnej "półki" / uporządkowanie wg. "pierwsze podejście" /

Ranking Word-ów wg. średniej zdawalności egzaminów teoretycznych kat. **B** **NARASTAJĄCO** w okresie 11 lat: **2013 - 2023**

	średnia kat. B / Teoria / 2013 - 2023	"Global"	Pierwsze podejście
1	<b>KROSNO</b>	54,73%	<b>64,70%</b>
2	<b>ŁÓDŹ</b>	<b>54,74%</b>	<b>64,54%</b>
3	<b>LUBLIN</b>	53,77%	<b>63,71%</b>
4	<b>BIELSKO BIAŁA</b>	54,24%	<b>63,52%</b>
5	<b>BIAŁYSTOK</b>	53,50%	<b>63,30%</b>
6	<b>KIELCE</b>	50,20%	<b>63,20%</b>
7	<b>OSTROLĘKA</b>	53,74%	<b>63,05%</b>
8	<b>POZNAŃ</b>	51,34%	<b>62,99%</b>
9	<b>RZESZÓW</b>	54,01%	<b>62,98%</b>
10	<b>BYDGOSZCZ</b>	52,78%	<b>62,68%</b>
11	TARNOBRZEG	52,47%	<b>61,94%</b>
12	SUWAŁKI	53,34%	<b>61,90%</b>
13	KRAKÓW	50,45%	<b>61,72%</b>
14	PIOTRKÓW Tryb	51,31%	<b>61,67%</b>
15	KALISZ	50,72%	<b>61,61%</b>
16	GDAŃSK	51,87%	<b>61,59%</b>
17	WROCLAW	52,17%	<b>61,33%</b>

18	KATOWICE	49,00%	<b>61,34%</b>
19	ZAMOŚĆ	51,53%	<b>61,34%</b>
20	WARSZAWA	50,73%	<b>60,79%</b>
21	TARNÓW	48,80%	<b>60,66%</b>
22	WŁOCŁAWEK	50,27%	<b>60,55%</b>
23	CZĘSTOCHOWA	50,20%	<b>60,52%</b>
24	PRZEMYŚL	49,76%	<b>60,43%</b>
25	OLSZTYN	50,21%	<b>60,31%</b>
26	SZCZECIN	50,25%	<b>60,25%</b>
27	SIERADZ	48,12%	<b>60,25%</b>
28	Biała Podlaska	50,92%	<b>60,18%</b>
29	ŁOMŻA	49,13%	<b>60,12%</b>
30	PIŁA	48,22%	<b>59,97%</b>
31	KONIN	47,56%	<b>59,82%</b>
32	ELBLĄG	51,69%	<b>59,66%</b>
33	SIEDLCE	48,32%	<b>59,34%</b>
34	TORUŃ	49,23%	<b>59,25%</b>
35	OPOLE	48,03%	<b>59,18%</b>

36	JELEŃ G.	49,02%	<b>58,15%</b>
37	PŁOCK	47,72%	<b>58,10%</b>
38	LESZNO	43,89%	<b>58,02%</b>
39	Zielona G.	46,45%	<b>57,69%</b>
40	<b>SŁUPSK</b>	45,99%	<b>57,61%</b>
41	<b>NOWY SĄCZ</b>	45,46%	<b>57,46%</b>
42	<b>CHEŁM</b>	47,96%	<b>57,41%</b>
43	<b>GORZÓW Wlkp.</b>	45,34%	<b>57,22%</b>
44	<b>SKIERNIEWICE</b>	45,90%	<b>57,09%</b>
45	<b>LEGNICA</b>	46,96%	<b>57,08%</b>
46	<b>WAŁBRZYCH</b>	46,67%	<b>57,03%</b>
47	<b>CIECHANÓW</b>	45,49%	<b>56,50%</b>
48	<b>RADOM</b>	45,07%	<b>56,16%</b>
49	<b>KOSZALIN</b>	46,12%	<b>55,39%</b>
	<b>MAX</b>	<b>54,74%</b>	<b>64,70%</b>
	<b>MIM</b>	<b>43,89%</b>	<b>55,39%</b>
	<b>Średnia</b>	<b>49,70%</b>	<b>60,26%</b>

[www.izbaosk.eu](http://www.izbaosk.eu)

opracował, 22 września 2024: Roman Stencel

**Kopiowanie, przetwarzanie, publikowanie - bez zgody zabronione!**